



The EFS Card App



What does it do?

- Provides card balances and recent transaction details
- See real-time fuel prices, with Ergon discounts, around your current location or on a route.

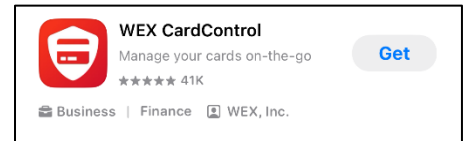


Instructions:

Note: These instructions only apply if the card is brand new or if your PIN has been reset.

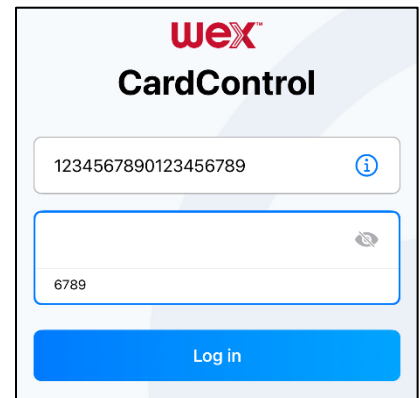
Step 1 – Download the app

Go to the Apple app store or Google Play store and search for “wex cardcontrol”. Install the app as any other.



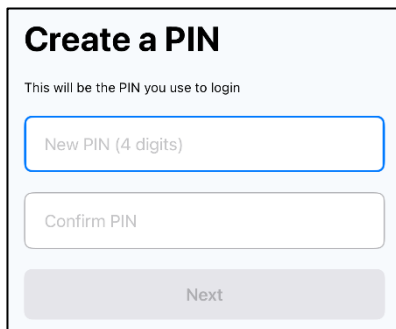
Step 2 – Open app; Enter card number and default PIN

The card number is the full 19 digits on the front of the card. The default PIN is the last 4 digits of card. As an alternative, you can call the phone number on the back of the card and go through an automated process to change your default PIN to a permanent PIN. If that is done, enter the new PIN at this point instead of the last 4 digits of the card number.



Step 3 – Enter permanent PIN

Enter a 4-digit PIN of your choosing. It should be something easy to remember.



Step 4 – Look around and learn the features!

